







1. Are you able to provide the street address of where you live or work in the Montlake neighborhood?

| | | Response Percent | Response Count |
|-------------------|--|------------------|----------------|
| yes |  | 100.0% | 21 |
| no |  | 0.0% | 0 |
| answered question | | | 21 |
| skipped question | | | 0 |





2. Have you at anytime since the end of August felt vibrations or heard sounds that seem to come from the ground or from your house itself?

| | | Response Percent | Response Count |
|-------------------|--|------------------|----------------|
| YES |  | 71.4% | 15 |
| NO |  | 28.6% | 6 |
| answered question | | | 21 |
| skipped question | | | 0 |

3. Do you think these sounds or sensations are associated with the Sound Transit Tunneling project that is happening under the Montlake neighborhood?

| | | Response Percent | Response Count |
|--------------------------|--|------------------|----------------|
| Yes |  | 93.3% | 14 |
| No | | 0.0% | 0 |
| Not sure |  | 6.7% | 1 |
| answered question | | | 15 |
| skipped question | | | 6 |



4. What times of day do you feel and or hear these vibrations and or sounds? (check all that apply)

| | | Response Percent | Response Count |
|--------------------------|--|------------------|----------------|
| mornings (7AM - noon) |  | 64.3% | 9 |
| afternoons (noon - 5PM) |  | 35.7% | 5 |
| evenings (5PM - 10PM) |  | 64.3% | 9 |
| nighttime (10PM - 7AM) |  | 71.4% | 10 |
| answered question | | | 14 |
| skipped question | | | 7 |





5. You indicated you hear and or feel these vibrations and or sounds at night. Please indicate this experience as best you can.

| | yes | no | Response Count |
|--|------------------|--------------------------|----------------|
| wakes me from sound sleep | 22.2% (2) | 77.8% (7) | 9 |
| prohibits me from falling back asleep if I am up for some other reason | 30.0% (3) | 70.0% (7) | 10 |
| leaves me wondering if I'll be able to fall back asleep before the next one hits | 40.0% (4) | 60.0% (6) | 10 |
| wakes my children | 0.0% (0) | 100.0% (8) | 8 |
| causes anxiety in me or family members | 70.0% (7) | 30.0% (3) | 10 |
| affects my pet or pets | 14.3% (1) | 85.7% (6) | 7 |
| | | answered question | 10 |
| | | skipped question | 11 |



6. Do you suffer sleep loss from these vibrations or sounds?

| | | Response Percent | Response Count |
|-----|---|--------------------------|----------------|
| yes |  | 40.0% | 4 |
| no |  | 60.0% | 6 |
| | | answered question | 10 |
| | | skipped question | 11 |





7. You indicated you may have lost sleep from these sounds or vibrations. Estimate the amount of sleep you think you have lost on an average weeknight.

| | | Response Percent | Response Count |
|----------------------|---|--------------------------|----------------|
| less than 30 minutes |  | 25.0% | 1 |
| 30 to 60 minutes |  | 25.0% | 1 |
| 1-2 hours |  | 25.0% | 1 |
| 2-3 hours |  | 25.0% | 1 |
| 3-4 hours | | 0.0% | 0 |
| more than 4 hours | | 0.0% | 0 |
| | | answered question | 4 |
| | | skipped question | 17 |









8. How do you sense these vibrations or sounds?

| | | Response Percent | Response Count |
|--------------------|---|--------------------------|----------------|
| hear |  | 35.7% | 5 |
| feel | | 0.0% | 0 |
| both hear and feel |  | 64.3% | 9 |
| | | answered question | 14 |
| | | skipped question | 7 |

9. Thinking back to the period immediately before and the week after Thanksgiving, do you think these sounds and or vibrations changed?

| | | Response Percent | Response Count |
|--------------------------------------|---|-------------------|----------------|
| not sure or wasn't around to compare |  | 28.6% | 4 |
| they got better after the holiday |  | 14.3% | 2 |
| they seemed about the same |  | 28.6% | 4 |
| they got worse after the holiday |  | 28.6% | 4 |
| | | answered question | 14 |
| | | skipped question | 7 |




10. If you hear these sounds, try to pick from the following what best describes the things you hear (check all that apply)

| | | Response Percent | Response Count |
|---|---|------------------|----------------|
| high pitched whining | | 0.0% | 0 |
| pneumatic drill-like sound |  | 20.0% | 2 |
| something like but clearly not airplanes or jets overhead |  | 60.0% | 6 |
| something like but clearly not the sounds of vehicles in the street |  | 40.0% | 4 |
| something like a very intense bass (sub woofer) speaker located near my home |  | 80.0% | 8 |
| a deep churning, humming sound |  | 60.0% | 6 |
| deep thumping sounds, like a huge bass drum |  | 70.0% | 7 |
| something like distant artillery shells |  | 10.0% | 1 |
| like a diesel engine accelerating | | 0.0% | 0 |
| like someone dragging a recycling bin up concrete steps |  | 40.0% | 4 |





Please enter your own description if none of these fit 3

| | |
|--------------------------|-----------|
| answered question | 10 |
| skipped question | 11 |





11. If you feel vibrations, try to pick how they feel from this list (check all that apply)

| | | Response Percent | Response Count |
|--|---|--------------------------|----------------|
| tingles in my feet and legs | | 0.0% | 0 |
| just feel it in my bones |  | 20.0% | 1 |
| distinct pulses of vibrations like someone touched my chair with an electric hair trimmer or other motor |  | 20.0% | 1 |
| continuous vibrations like from a massage chair but not so intense |  | 60.0% | 3 |
| | please enter your own description if needed | | 2 |
| | | answered question | 5 |
| | | skipped question | 16 |

12. How would you rank the intensity of the sounds or vibrations when they are at their most intense levels?

| | | Response Percent | Response Count |
|--|---|--------------------------|----------------|
| only noticeable in a very quiet setting with no other noise or nearby activities |  | 30.8% | 4 |
| intense enough to feel and or hear if I am undergoing normal activities |  | 38.5% | 5 |
| they can be distracting during normal conversation, TV or radio |  | 7.7% | 1 |
| I hear and or feel these vibrations or sounds no matter what |  | 23.1% | 3 |
| | | answered question | 13 |
| | | skipped question | 8 |

13. How would you rank intensity of the sounds or vibrations when they are at their softest or lowest levels?

| | | Response Percent | Response Count |
|--|---|--------------------------|----------------|
| only noticeable in a very quiet setting with no other noise or nearby activities |  | 61.5% | 8 |
| intense enough to feel and or hear if I am undergoing normal activities |  | 15.4% | 2 |
| they can be distracting during normal conversation, TV or radio |  | 7.7% | 1 |
| I hear and or feel these vibrations or sounds no matter what |  | 15.4% | 2 |
| | | answered question | 13 |
| | | skipped question | 8 |




14. Try to rate how you feel when you sense these vibrations or sounds

| | none | somewhat | a lot | Response Count |
|--------------------------|-------------|-----------|-----------|----------------|
| angry | 61.5% (8) | 23.1% (3) | 15.4% (2) | 13 |
| fearful | 69.2% (9) | 15.4% (2) | 15.4% (2) | 13 |
| anxious | 46.2% (6) | 38.5% (5) | 15.4% (2) | 13 |
| irritated/annoyed | 30.8% (4) | 46.2% (6) | 23.1% (3) | 13 |
| forgiving | 84.6% (11) | 15.4% (2) | 0.0% (0) | 13 |
| depressed | 92.3% (12) | 0.0% (0) | 7.7% (1) | 13 |
| calm | 69.2% (9) | 30.8% (4) | 0.0% (0) | 13 |
| sad | 76.9% (10) | 15.4% (2) | 7.7% (1) | 13 |
| happy | 100.0% (13) | 0.0% (0) | 0.0% (0) | 13 |
| answered question | | | | 13 |
| skipped question | | | | 8 |

15. Does the location in Montlake where you experience these vibrations and or sounds have a basement?

| | | Response Percent | Response Count |
|---------------------------------------|--|------------------|----------------|
| yes, there is basement | | 100.0% | 13 |
| no, the foundation is on ground level | | 0.0% | 0 |
| answered question | | | 13 |
| skipped question | | | 8 |

16. Where in your home do you feel or hear these vibrations or sounds? (choose all that apply)

| | | Response Percent | Response Count |
|--------------------|--|------------------|----------------|
| basement |  | 92.3% | 12 |
| ground level floor |  | 76.9% | 10 |
| upper floor(s) |  | 46.2% | 6 |
| answered question | | | 13 |
| skipped question | | | 8 |

17. Using numerical ranking where 1 is least and 5 is most, please rank the intensity you feel or hear sounds and or vibrations in your home or Montlake business

| | 0 (not at all) | 1 | 2 | 3 | 4 | 5 | Response Count |
|-------------------|------------------|------------------|-----------|------------------|-----------|------------------|----------------|
| basement | 7.7% (1) | 0.0% (0) | 15.4% (2) | 23.1% (3) | 15.4% (2) | 38.5% (5) | 13 |
| ground floor | 7.7% (1) | 30.8% (4) | 7.7% (1) | 38.5% (5) | 0.0% (0) | 15.4% (2) | 13 |
| upper floor 1 | 33.3% (3) | 33.3% (3) | 11.1% (1) | 11.1% (1) | 11.1% (1) | 0.0% (0) | 9 |
| upper floor 2 | 60.0% (3) | 0.0% (0) | 20.0% (1) | 20.0% (1) | 0.0% (0) | 0.0% (0) | 5 |
| answered question | | | | | | | 13 |
| skipped question | | | | | | | 8 |





18. Where in your home do you feel or hear these vibrations or sounds? (choose all that apply)

| | Response Percent | Response Count |
|--------------------------|------------------|----------------|
| ground level floor | 0.0% | 0 |
| upper floor(s) | 0.0% | 0 |
| answered question | | 0 |
| skipped question | | 21 |






19. Using numerical ranking where 1 is least and 5 is most, please rank the intensity you feel or hear sounds/vibrations in the following locations in your home

| | 0 (not at all) | 1 | 2 | 3 | 4 | 5 | Response Count |
|--------------------------|----------------|----------|----------|----------|----------|----------|----------------|
| ground floor | 0.0% (0) | 0.0% (0) | 0.0% (0) | 0.0% (0) | 0.0% (0) | 0.0% (0) | 0 |
| upper floor 1 | 0.0% (0) | 0.0% (0) | 0.0% (0) | 0.0% (0) | 0.0% (0) | 0.0% (0) | 0 |
| upper floor 2 | 0.0% (0) | 0.0% (0) | 0.0% (0) | 0.0% (0) | 0.0% (0) | 0.0% (0) | 0 |
| answered question | | | | | | | 0 |
| skipped question | | | | | | | 21 |

20. As regards the issue of mass transport in general, how do you feel?

| | | Response Percent | Response Count |
|--|--|------------------|----------------|
| very friendly towards mass transport, we really need more and better of it |  | 73.3% | 11 |
| supportive |  | 13.3% | 2 |
| neutral |  | 6.7% | 1 |
| there is enough mass transit already | | 0.0% | 0 |
| mass transit should make way for more personal ways of getting around |  | 6.7% | 1 |
| answered question | | | 15 |
| skipped question | | | 6 |

21. As regards Sound Transit in general, how do you feel?

| | | Response Percent | Response Count |
|--|--|------------------|----------------|
| dislike Sound Transit much or most of the time |  | 6.3% | 1 |
| not transparent and not trustworthy |  | 6.3% | 1 |
| neutral about Sound Transit |  | 12.5% | 2 |
| support Sound Transit's efforts in general |  | 68.8% | 11 |
| Sound Transit is doing everything right |  | 6.3% | 1 |
| answered question | | | 16 |
| skipped question | | | 5 |

22. As regards the Sound Transit U-Link tunnel project design and concept, how do you feel?

| | no opinion | agree | neutral | disagree | Response Count |
|--|------------|-------------------|------------------|-------------------|----------------|
| Choice of a tunnel instead of a surface or elevated route | 0.0% (0) | 80.0% (12) | 6.7% (1) | 13.3% (2) | 15 |
| The location and convenience of stations | 13.3% (2) | 33.3% (5) | 40.0% (6) | 13.3% (2) | 15 |
| It will be something I look forward to using for my travel/commuting in the city | 6.7% (1) | 60.0% (9) | 20.0% (3) | 13.3% (2) | 15 |
| Seems like a complete waste of money | 6.7% (1) | 6.7% (1) | 6.7% (1) | 80.0% (12) | 15 |
| answered question | | | | | 15 |
| skipped question | | | | | 6 |

Page 10, Q10. If you hear these sounds, try to pick from the following what best describes the things you hear (check all that apply)

| | | |
|---|--|----------------------|
| 1 | vibrations that sometimes cause paintings on walls to buzz | Dec 11, 2011 6:41 PM |
| 2 | like a washing maching running in the next room | Dec 11, 2011 4:53 PM |
| 3 | deep rumbling sound with vibration | Dec 10, 2011 4:04 PM |

Page 10, Q11. If you feel vibrations, try to pick how they feel from this list (check all that apply)

| | | |
|---|---------------------------|----------------------|
| 1 | see answer to question 10 | Dec 11, 2011 6:41 PM |
| 2 | subtle vibration | Dec 10, 2011 4:04 PM |